

# CONTENTS 目录

<b>Lesson 1</b>	<b>My schoolbag</b>	书包里有课本	2
<b>Lesson 2</b>	<b>Our classroom</b>	教室里有电脑	16
<b>Lesson 3</b>	<b>Positions</b>	前后左右	30
<b>Lesson 4</b>	<b>Hobbies</b>	我爱唱歌	44
<b>Lesson 5</b>	<b>Food and drink</b>	我喜欢喝果汁	58
<b>Lesson 6</b>	<b>Vegetables</b>	我喜欢吃黄瓜	72
<b>Lesson 7</b>	<b>Nature</b>	天上有太阳	86
<b>Chinese Culture</b>		<b>中国文化</b>	<b>A</b>
	<b>The Twelve Zodiac Animals</b>	<b>十二生肖</b>	
<b>Vocabulary</b>		<b>词汇表</b>	<b>I</b>
<b>Listening Scripts</b>		<b>听力文本</b>	<b>III</b>

Let's learn new words

01

①



②



③



④



## Let's practise

Say one sentence for each item.

### EXAMPLE

wén jù hé li yǒu qiān bǐ

① 文具盒里有铅笔。

②

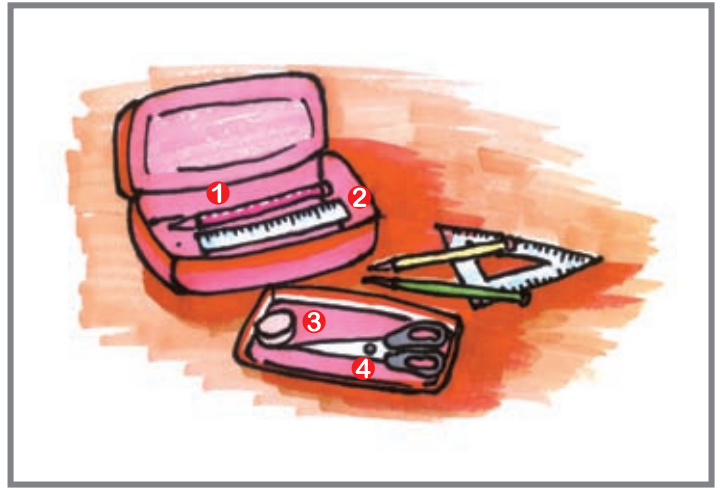
③

④

⑤

⑥

⑦



## Let's use new words

02



①

shū bāo li yǒu kè běn  
书包里有课本。



②

shū bāo li yǒu liàn xí cè  
书包里有练习册。



③

shū bāo li yǒu wén jù hé  
书包里有文具盒。



④

wén jù hé li yǒu qiān bǐ  
文具盒里有铅笔。

Let's sing




## 书包里有课本

♩ = 70



1. 这是我的书 包, 我的书包, 书包。书包里有  
2. 这是我的文具盒, 我的文具 盒。 文具盒里



课 本、练习册和 文具 盒。

有铅笔, 文具盒里

有铅 笔。



Let's say it

Colour in the pictures according to the descriptions.

EXAMPLE



huáng sè de qiān bǐ  
黄色的铅笔

①



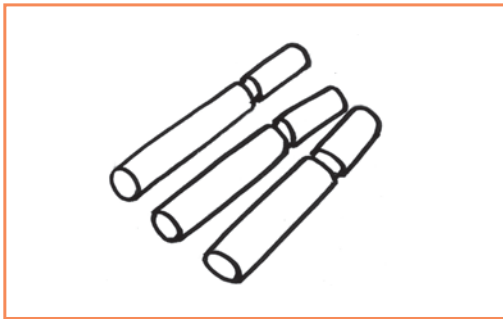
hēi sè de xiàng pí  
黑色的橡皮

②



chéng sè de chǐ zi  
橙色的尺子

③



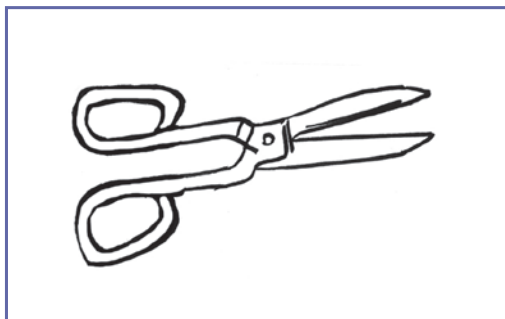
fěnhóng sè de cǎi sè bǐ  
粉红色的彩色笔

④




lán sè de shū bāo  
蓝色的书包

⑤



hóng sè de jiǎn dāo  
红色的剪刀

⑥



lǜ sè de kè běn  
绿色的课本

⑦



zǐ sè de wén jù hé  
紫色的文具盒

⑧



huáng sè de liàn xí cè  
黄色的练习册

Draw your schoolbag and pencil case and say a few sentences about them. You can start with:

zhè shì wǒ de shū bāo wǒ de shū bāo li yǒu  
这是我的书包。我的书包里有……

Let's learn *pinyin*



g k h

ai ei ui



Read aloud the following *pinyin*.

(1) gāi hái gǎi gài

(5) gēge

(2) kē ké kě kè

(6) kělè

(3) huī huí huǐ huì

(7) huí lai

(4) gū hú gǔ gù

(8) gǔlì

Note: 1) When two or more vowels appear together, the tone mark is placed above the vowel which comes earlier in the sequence of “a o e i u ü”.

2) The tone mark is placed above the ending vowel for “iu” and “ui”.

Let's learn simple characters

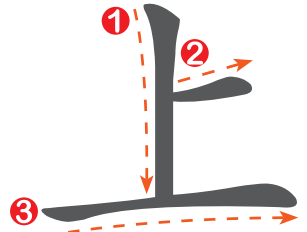


①

shàng

上

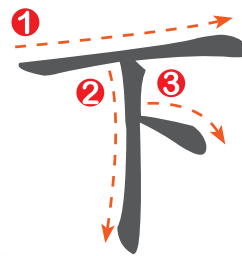
up; above



②

xià


下

down;  
below



2. Write down the characters.

①

	shān
	山

②

	mù


③

	tǔ


④

	tián


⑤

	duō


⑥

	shǎo

⑦

	shàng

⑧

	xià

## Let's play

Ask three classmates the following questions and write down the total number of each item in Chinese.

nǐ de shū bāo li yǒu shén me yǒu sān zhī qiān bǐ

1 你的书包里有什么？有三支铅笔……

nǐ de wén jù hé li yǒu shén me








2 你的文具盒里有什么？

míng zì 名字	qiān bǐ 铅笔 zhī (支)	chǐ zi 尺子 bǎ (把)	jiǎn dāo 剪刀 bǎ (把)	xiàng pí 橡皮 kuài (块)	liàn xí cè 练习册 běn (本)
京京	三				
Total					

## Let's try it

This is a bookstore. Draw more of the items. Count up and write down the sums in Chinese.



It's time to listen



Listen and circle the right object/animal.


①



②



③



④



## It's time to work

Match the Chinese with the pictures.

① huáng sè de kè běn  
黄色的课本

② lán sè de xiào fú  
蓝色的校服

③ zǐ sè de kù zi  
紫色的裤子

④ hēi sè de pí xié  
黑色的皮鞋

⑤ fěnhóng sè de qún zi  
粉红色的裙子

⑥ chéng sè de shū bāo  
橙色的书包

⑦ hóng sè de liàn xí cè  
红色的练习册

⑧ lǜ sè de wén jù hé  
绿色的文具盒

